

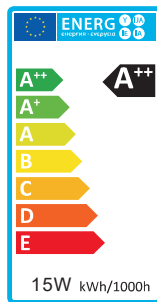
Data sheet

LED Downlight SDR-043/15W

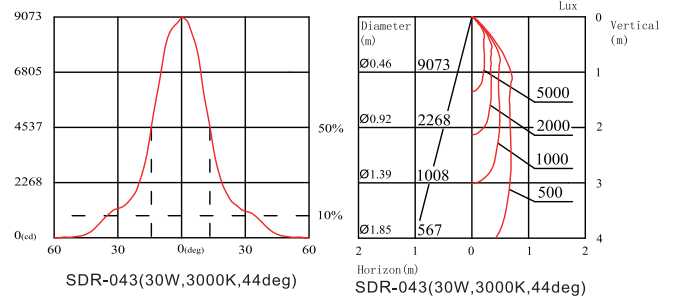


Product

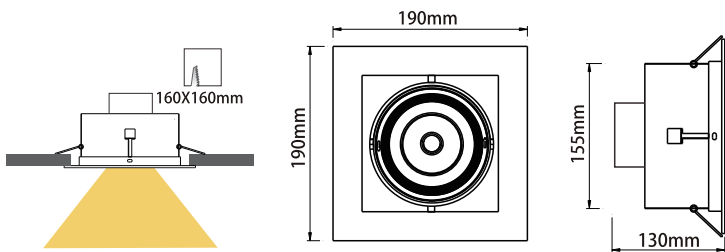
Model name	SDR-043
Maker	Stardust LED
Voltage	AC 85V~265V (50 / 60 Hz)
Power Consumption	15W
Driver	Include
Product	LED Downlight



Lighting Data



Dimensional drawing (unit:mm)



The LED recessed spots are presented in a simple design.

The built-in spots are pleasantly modern and discreet.

Recessed ceiling spotlights are light sources that can be used universally and can be installed in the different retail shop and large shopping mall.

The high wattage of grille ceiling lighting can adapt to relatively high architectural lighting, and the swing spotlight can illuminate different objects.

Specifications

Model name	SDR-043
Nominal luminous flux(lm)	1200 -1800lm
Frequency(Hz)	50/60Hz
Input current(mA)	Max. 850mA
Nominal power consumption(W)	15W
Power factor	>0.9
Lumen maintenance factor	L70
Dimmable function	Non-Dimmable / Dimmable
Nominal beam angle(°)	15°/26°/38°/44°
Operating temperature(°C)	-20°C~+48°C
Nominal lamp life time(hrs)	50000hrs
Color temperature(K)	2700K~5000K
CRI(Ra)	>80Ra
Rating	IP 44
Dimension(mm)	190X190mm
Material	Aluminium
Weight(KG)	1.184KG
Energy efficiency index	A++
Energy consumption(kWh/1000h)	15 kWh/1000h
Certification	CE

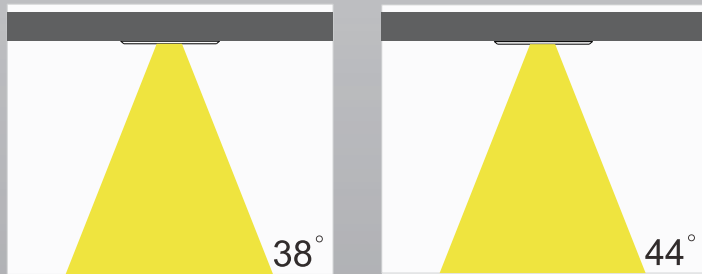
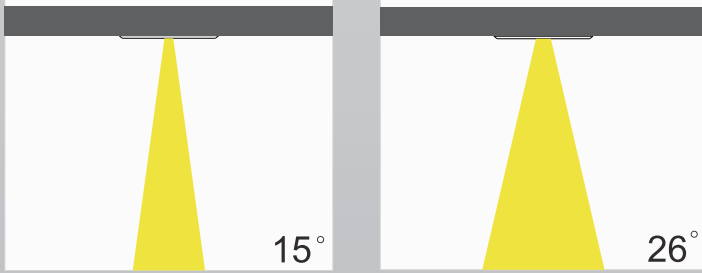
Application

- Retail shop, Shopping mall, Apartment, Living room, Kitchen



LED Downlight SDR-043/15W

Beam Angle



Contact

Stardust Lighting Co.,Ltd

+86-757-82226490

+86-757-86408550

postmaster@stardust-lighting.com

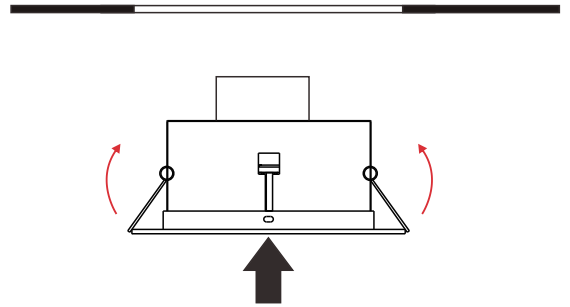
www.stardust-lighting.com

Cross of Shangbo, Nanhai Luocun Town, Foshan
China 528226

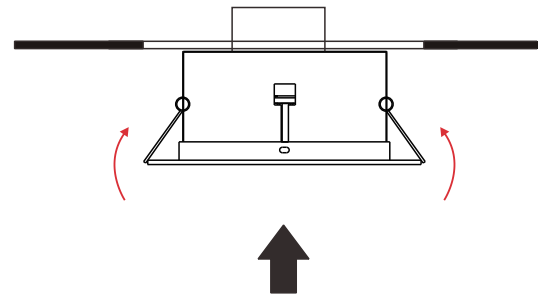


Installation Instruction

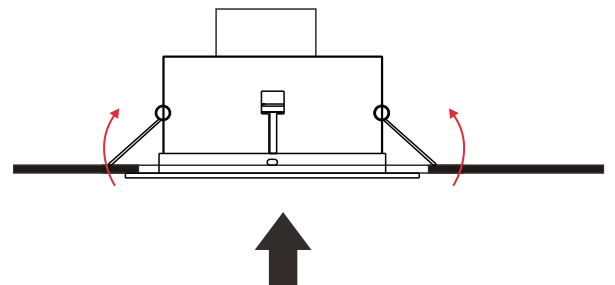
1. Drill a right hole where need to install downlight. Turn off the powerswitch, connect operating voltage.



2. Put up spring dump before installing the downlight.



3. Insert the LED downlight to the hole like the picture shows.



4. Completed the installation.

